



UNITECH

A **Quality** Product
For **Quality** Loving People



AN ISO 9001 : 2015 COMPANY



PRODUCT CATALOGUE

Complete Kitchen Equipment Solution

COMPANY PROFILE

Established in the year 1991, we, “UNITECH EXPORTS, Rajkot” are efficient manufacturer and supplier of Food Processing Machinery. This product line is well reckoned for varied traits like robust construction, dimensional accuracy, intricate designing, cost effective prices. Our company have an ISO 9001 : 2015 Certified.

Our firm hired professionals, who manufacture product line in compliance with customized demands and requirements of our client base. We are at par in comparisons with our counterparts in this domain, due to efficient structure. We are equipped with state-of-the-art infrastructure, which includes manufacturing unit and warehousing unit. Our manufacturing unit is equipped with sophisticated tools and latest technology. We have sound warehousing facility, which is capable of storing and retrieving finished line in a most systematic manner. Our R&D unit is capable of inducing new changes in the existing product line at earliest.

Under the profound guidance of our mentor, '**Mr. Ankitbhai Patel**' we have gained us huge client base in this domain. His huge domain expertise and vast knowledge have acclaimed us fixed niche in this domain. Our firm is specialized in offering patrons with genuine quality gamut within stipulated time period.

INDEX

- | | | | | | |
|----|---|----|--|----|-------------------------------------|
| 01 | Gharelu Atta Maker (2 Kg.) | 28 | Namkeen Coating Mixing Machine | 59 | Cabbage Cutter Machine |
| 02 | Flour Mixing Machine (5 Kg.) | 29 | Vegetable Cutting Machine | 60 | Carrot Juicer (Vegetable) |
| 03 | Flour Mixing Machine (10-15-20 Kg.) | 30 | Chilly Cutter Machine | 61 | S.S. Sugarcane Machine |
| 04 | Flour Mixing Machine (25-30 Kg.) | 31 | Onion Slicer Machine | 62 | Orange Juicer Machine |
| 05 | Flour Mixing Machine (40-50 Kg.) | 32 | Hand Dry Fruit Tukda &
Chips Machine | 63 | Bowl Chopping Machine |
| 06 | U-type Atta Mixing Machine
(2, 3 & 5 Ft.) | 33 | Small Dry Fruit Chips Machine | 64 | Garbage Crusher Machine |
| 07 | Spiral Semi Automatic (20, 40, 80 Kg.) | 34 | Dry Fruit Tukda Machine | 65 | Popcorn Machine (Ele.) |
| 08 | Spiral Fully Automatic (20, 40, 80 Kg.) | 35 | Dry Fruit Powder / Chips Machine | 66 | Dhokala Machine Steam Box |
| 09 | Flour Mixing Machine Tapela Bowl
(5, 10 & 15 Kg.) | 36 | Wet Grinder (5, 10, 15 & 20 Ltr.) | 67 | Idli Machine Steam Box |
| 10 | Flour Mixing Machine Tapela Bowl
(20, 30 & 50 Kg.) | 37 | Tilting Wet Grinder (7, 10, 15 & 20 Ltr.) | 68 | Khaman Dhokala Machine Steam B. |
| 11 | L-Type Khichiya Machine
(5, 10 & 15 Kg.) | 38 | Laddu Crusher Machine | 69 | Dry Fruit Only Powder Machine |
| 12 | L-Type Khichiya Machine
(20, 30 & 50 Kg.) | 39 | Chatni Machine | 70 | Coconut Scrapper |
| 13 | Halva Machine | 40 | Heavy Duty Mixer Grinder - Round
(3, 5 & 10 Ltr.) | 71 | Ice Tukda Machine |
| 14 | Mava Machine | 41 | Heavy Duty Mixer Grinder - Square
(5, 10 & 15 Ltr.) | 72 | Sev Machine (Hand) |
| 15 | Musti Machine | 42 | Tilting Mixer Machine (5, 10 & 15 Ltr) | 73 | Pizza Oven |
| 16 | Pneumatic Dough (Ball)
Kneading Machine | 43 | High Speed Mixer Machine | 74 | Sandwich Griller Machine |
| 17 | Semi Auto. Chapati Machine | 44 | Mango Machine | 75 | Deep Fryer |
| 18 | Automatic Chapati Machine | 45 | Wet Dal Machine | 76 | Electric Kadai With Stand |
| 19 | Namkeen Machine | 46 | Valona Machine | 77 | Rectangular Fryer (110 to 140 Ltr.) |
| 20 | Nylon Sev Machine | 47 | Planetary Machine | 78 | Roasting Machine (Tilting Type) |
| 21 | Fafda Machine | 48 | Flour Mill | 79 | Masala Peti |
| 22 | Potato Peeler Machine
(5, 10, 15, 20, 30 & 50 Kg.) | 49 | Gravy Machine | 80 | Maska Machine |
| 23 | Potato Wafer Machine | 50 | Lite & Heavy Model - S.S. Body
2 In 1 Pulveriser | 81 | Garlic & Peanuts Breaker Machine |
| 24 | Banana Wafer Machine | 51 | Heavy Model - M.S. Body
2 In 1 Pulveriser | 82 | Garlic Peeler Machine |
| 25 | Dryer Machine (10, 15, 30 & 50 Kg.) | 52 | M.S. Body Pulveriser Without Motor | 83 | S.S. Chulla (Round & Square) |
| 26 | Farshan Mixing Machine
(1, 1.5, 2, 3 & 5 Feet) | 53 | M.S./S.S. Body Pulveriser Without Motor | 84 | Animal Feed Palate |
| 27 | Powder Masla Mixer Machine
(2, 3 & 5 Feet) | 54 | Blower (Hammer) Pulveriser | 85 | Stone Atta Chakki |
| | | 55 | Diesel Furnace (Bhatthi) | 86 | Chinese Gas Burner |
| | | 56 | Bhaji (Vegetable) Cutter | 87 | S.S. Chapati & Dosa Puffer |
| | | 57 | Finger Chips Machine | 88 | S.S. Bain Marie |
| | | 58 | Oil Maker Machine | 89 | Electric Motor |
| | | | | 90 | Bread Cutter |
| | | | | 91 | Semi Papad Making Machine |
| | | | | 92 | Tandur Bhatthi |
| | | | | 93 | Kitchen Equipments |
| | | | | 94 | Ice Gola Machine |
| | | | | 95 | Accessories |

1**GHARELU ATTA MAKER
(2 Kg.)**

Body	: S.S.
Rotor	: S.S.
Bowl	: S.S. 304
Gear Cover	: S.S.
Gear Box	: Nirali (Own Brand)
L x B x H	: 15 x 13 x 18 Inch
Bowel Size	: 9.5 x 6.5 Inch (One Piece)
Weight	: 16 Kg.
Motor Company	: Nirali (Own Brand)
Ele. Motor	: 0.25 HP
Motor RPM	: 1440
RPM Speed	: 76
Atta Making Speed	: 4 Min.

2**FLOUR MIXING MACHINE
(5 Kg.)**

Body	: M.S.
Rotor	: S.S.
Bowl	: S.S. 304
Gear Cover	: S.S.
Color	: Powder Coating White
Gear Box	: Nirali (Own Brand)
L x B x H	: 26 x 15 x 23 Inch
Bowel Size	: 15 x 9.1Inch (One Piece)
Weight	: 43 Kg.
Motor Company	: Nirali (Own Brand)
Ele. Motor	: 0.5 HP
Motor RPM	: 1440
RPM Speed	: 76
Atta Making Speed	: 4 Min.

3

FLOUR MIXING MACHINE (10 Kg., 15 Kg. & 20 Kg.)



Body	: S.S.
Rotor / Bowl	: S.S.
Gear Cover	: S.S.
Gear Box	: Nirali (Own Brand)
Need Patti	: S.S.
Gear	: Crown Premium
Motor Company	: Nirali (Own Brand)
Motor RPM	: 1440
RPM Speed	: 45
Atta Making Speed	: 5 Min.

	10 Kg.	15 Kg.	20 Kg.
L x B x H	: 39x21x33	41x23x35	41x24x39
Bowl Size	: 18x13	20.5x13	22x15
Weight	: 100 Kg.	110 Kg.	119 Kg.
Motor	: 1 HP	1 HP	1.5 HP

4

FLOUR MIXING MACHINE (25 Kg. & 30 Kg.)



Body	: M.S.
Rotor / Bowl	: S.S.
Gear Cover	: S.S.
Gear Box	: Nirali (Own Brand)
Need Patti	: S.S.
Gear	: Crown Premium
Motor Company	: Nirali (Own Brand)
Motor RPM	: 1440
RPM Speed	: 45

	25 Kg.	30 Kg.
L x B x H	: 47x25x40	47x26x40
Bowl Size	: 24x15	25.5x15
Weight	: 125 Kg.	130 Kg.
Ele. Motor	: 1.5 HP	2 HP
Atta Making Speed	: 6 Min	7 Min

5

FLOUR MIXING MACHINE (40 Kg. & 50 Kg.)



Body	: M.S.	
Rotor / Bowl	: S.S.	
Gear Cover	: S.S.	
Gear Box	: Nirali (Own Brand)	
Need Patti	: S.S.	
Gear	: Crown Premium	
Motor Company	: Nirali (Own Brand)	
Motor RPM	: 1440	
RPM Speed	: 40	
	40 Kg.	50 Kg.
L x B x H	: 50x25x38	50x27x39
Bowl Size	: 27.5x18	28x19
Weight	: 175 Kg.	185 Kg.
Ele. Motor	: 3 HP	3 HP
Atta Making Speed	: 8 Min	8 Min

6

U-TYPE ATTA MIXING MACHINE (2, 3 & 5 Feet)



Full Body	: S.S. 304	
Rotor	: S.S. 304	
Motor RPM	: 1440	
Motor Company	: Nirali (Own Brand)	

Feet	L x B x H	Weight	Motor	Gear
1.0	30x25x26	45 Kg.	0.5 HP	Crown Prem.
1.5	30x26x27	54 Kg.	1.0 HP	Crown Prem.
2.0	56x25x41	190 Kg.	1.5 HP	Crown Prem.
3.0	68x25x41	210 Kg.	2 HP	Crown Prem.
5.0	92x25x41	370 Kg.	3 HP	Crown Prem.

7

SPIRAL SEMI AUTOMATIC (20, 40, 80 Kg.)



Body	: M.S.		
Bowl	: S.S. 304		
Bowl / Top Cover	: S.S.		
Need Patti / Spiral	: S.S. 304		
Double Speed	: Slow / Fast		
Motor Company	: Nirali (Own Brand)		
Motor RPM	: 1440		
RPM Speed	: 960		
	20 Kg.	40 Kg.	80 Kg.
L x B x H	: 42x22x33	46x22x42	48x22x46
Bowl L x B x H	: 22x12	23.5x15	27.5x19
Weight	: 265 Kg.	370 Kg.	405 Kg.
Motor - Up	: 3 HP	5 HP	7 HP
Motor - Down	: 1 HP	1.5 HP	2 HP
Making Speed	: 10 Min	10 Min	10 Min

8

SPIRAL FULLY AUTOMATIC (20, 40, 80 Kg.)



Body	: M.S.		
Bowl	: S.S. 304		
Bowl / Top Cover	: S.S.		
Need Patti / Spiral	: S.S. 304		
Double Speed	: Slow / Fast		
Motor Company	: Nirali (Own Brand)		
Motor RPM	: 1440		
RPM Speed	: 960		
	20 Kg.	40 Kg.	80 Kg.
L x B x H	: 42x22x33	46x22x42	48x22x46
Bowl L x B x H	: 22x12	23.5x15	27.5x19
Weight	: 285 Kg.	390 Kg.	425 Kg.
Motor - Up	: 3 HP	5 HP	7 HP
Motor - Down	: 1 HP	1.5 HP	2 HP
Making Speed	: 10 Min	10 Min	10 Min

9

FLOUR MIXING MACHINE TAPELA BOWL MODEL (5, 10, 15 Kg.)



Body	: S.S.		
Bowl	: S.S. 304		
Gear Cover	: S.S.		
Gear Box	: Nirali (Own Brand)		
Need Patti	: S.S.		
Gear	: Crown Premium		
Motor Company	: Nirali (Own Brand)		
Motor RPM	: 1440		
RPM Speed	: 45		
Atta Making Speed	: 5 Min.		
	5 Kg.	10 Kg.	15 Kg.
L x B x H	: 25x18x35	23x21x46	27x21x46
Weight	: 85 Kg.	93 Kg.	110 Kg.
Ele. Motor	: 0.5 HP	1 HP	1 HP

10

FLOUR MIXING MACHINE TAPELA BOWL MODEL (20, 30, 50 Kg.)



Body	: S.S.		
Bowl	: S.S. 304		
Gear Cover	: S.S.		
Gear Box	: Nirali (Own Brand)		
Need Patti	: S.S.		
Gear	: Crown Premium		
Motor Company	: Nirali (Own Brand)		
Motor RPM	: 1440		
RPM Speed	: 45		
Atta Making Speed	: 5 Min.		
	20 Kg.	30 Kg.	50 Kg.
L x B x H	: 35x25x40	40x30x45	45x35x52
Weight	: 100 Kg.	107 Kg.	130 Kg.
Ele. Motor	: 1.5 HP	2 HP	3 HP

11 |

L-TYPE KHICHIYA MACHINE (5, 10, 15 Kg.)



Body	: S.S.		
Bowl	: S.S. 304		
Gear Cover	: S.S.		
Gear Box	: Nirali (Own Brand)		
Need Patti	: S.S.		
Gear	: Crown Premium		
Gas Burner	: 1 Nos.		
Motor Company	: Nirali (Own Brand)		
Motor RPM	: 1440		
RPM Speed	: 45		
Atta Making Speed	: 5 Min.		
	5 Kg.	10 Kg.	15 Kg.
L x B x H	: 25x18x37	29x20x39	32x20x40
Weight	: 97 Kg.	105 Kg.	110 Kg.
Ele. Motor	: 0.5 HP	1 HP	1 HP

12 |

L-TYPE KHICHIYA MACHINE (20, 30, 50 Kg.)



Body	: S.S.		
Bowl	: S.S. 304		
Gear Cover	: S.S.		
Gear Box	: Nirali (Own Brand)		
Need Patti	: S.S.		
Gear	: Crown Premium		
Gas Burner	: 1 Nos.		
Motor Company	: Nirali (Own Brand)		
Motor RPM	: 1440		
RPM Speed	: 45		
Atta Making Speed	: 5 Min.		
	20 Kg.	30 Kg.	50 Kg.
L x B x H	: 35x25x42	40x30x47	45x35x55
Weight	: 115 Kg.	125 Kg.	150 Kg.
Ele. Motor	: 1.5 HP	2 HP	3 HP

13 |

HALVA MACHINE (2, 3, 4, 5 Feet)



Body	: S.S.
Bowl	: S.S. 304
Gear Cover	: S.S.
Gear Box	: Nirali (Own Brand)
Gear	: Verum Gear
L x B x H	: 86 x 60 x 50 Inch
Bowel Size	: 38 x 13
Weight	: 350 Kg.
Ele. Motor	: 2 HP
Motor Company	: Nirali (Own Brand)
Motor RPM	: 1440
RPM Speed	: 50
Gas Burner	: 2 Nos.
Making Speed	: 15 Min.

14 |

MAVA MACHINE



Body	: S.S. 304
Bowl	: S.S. 304
Motor Company	: Nirali (Own Brand)
Motor RPM	: 1440
RPM Speed	: 250

	55 Ltr.	100 Ltr.
L x B x H (Regular)	: 47x26x32	50x27x39
Motor (Regular)	: 0.5 HP	1 HP
Weight (Regular)	: 135 Kg.	210 Kg.
L x B x H (Tilting)	: 52x26x56	57x32x60
Motor (Tilting)	: 0.5 HP	1 HP
Weight (Tilting)	: 160 Kg.	235 Kg.

15 |**MUSTI MACHINE**

Body	: C.I.
Bowl	: S.S. 304
Gear Cover	: S.S.
Gear Box	: Nirali (Own Brand)
Gear	: Verum Gear
L x B x H	: 39 x 34 x 47 Inch
Bowel Size	: 28 x 8 (One Pis)
Weight	: 170 Kg.
Ele. Motor	: 1.5 HP
Motor Company	: Nirali (Own Brand)
Motor RPM	: 1440
RPM Speed	: 60
Making Speed	: 15 Min.

16 |**PNEUMATIC DOUGH (BALL) KNEADING MACHINE**

Body	: M.S.
Bowl	: S.S.
Bowl Capacity	: 3 Kg.
L x B x H	: 27 x 19 x 41 Inch

17 |

SEMI AUTOMATIC CHAPATI MACHINE



Body	: S.S.
Gear Box	: Nirali (Own Brand)
Gear	: Verum Gear
L x B x H	: 27 x 21 x 22 Inch
Weight	: 95 Kg.
Ele. Motor	: 1 HP
Motor Company	: Nirali (Own Brand)
Ele. Panel	: Standard
Up Coil	: 1800 Wt
Down Coil	: 1500 Wt
Motor RPM	: 1440
RPM Speed	: 20
Capacity	: 800 - 1000 / Hrs
Chapti Dimension	: 3 to 8 Inch

18 |

AUTOMATIC CHAPATI MACHINE



PRESSING MACHINE WITH STAND

Body	: S.S.
L x B x H	: 27 x 22 x 41 Inch
Weight	: 95 Kg.
Motor	: 1 HP
Capacity	: 800 - 1000 / Hrs.

ROASTING MACHINE

Body	: S.S.
L x B x H	: 55 x 55 x 39 Inch
Motor	: 120 Wt. with Speed Control
Capacity	: 800 - 1000 / Hrs.
Gas Average	: 1.25 to 1.5 Kg. / Hrs.
Weight	: 137 Kg.
Burner	: 5 Nos.



Body	: S.S.
Drum / Rotor	: S.S.
Jali	: Galvanize - 9 Nos.
Motor Company	: Nirali (Own Brand)

	7 Inch	9 Inch
Drum Dimension	: 7 Inch	9 Inch
Jali Dimension	: 7 Inch	9 Inch
L x B x H	: 40x11x38	45x14x38
Weight	: 55 Kg.	80 Kg.
Ele. Motor	: 0.5 HP	1 HP
Motor RPM	: 1440	1440
RPM Speed	: 250	250



Body	: S.S.
Gear Box	: Hydraulic (Own Brand)
L x B x H	: 82 x 20 x 72 Inch
Weight	: 130 Kg.
Motor Company	: Nirali (Own Brand)
Ele. Motor	: 1.5 HP
Motor RPM	: 1440
RPM Speed	: 20



Regular

Jumbo

Regular

Body	: S.S.
L x B x H	: 14x9x16 Inch
Weight	: 21 Kg.
Motor	: 0.25 HP
Roll	: Teflon

Jumbo

Body	: S.S.
L x B x H	: 20x10x21 Inch
Weight	: 40 Kg.
Motor	: 0.5 HP
Roll	: Teflon



Body	: S.S.
Motor RPM	: 1440
RPM Speed	: 400
Motor Company	: Nirali (Own Brand)


Kg.	L x B x H	Weight	Motor	Capacity/Hrs.
5	22x14x16	38 Kg.	0.75 HP	150-200
10	24x16x32	48 Kg.	1 HP	300-500
15	29x18x36	67 Kg.	1 HP	550-700
20	29x18x40	71 Kg.	1.5 HP	700-900
30	34x21x43	97 Kg.	2 HP	1000-1200
50	37x27x45	120 Kg.	3 HP	1500-1800

23 | POTATO WAFER MACHINE



Body	: S.S.
L x B x H	: 19 x 13 x 26 Inch
Die Dimension	: 6.3 x 4.9 Inch
Die	: 3 (Lachha, Line, Plain)
Blade Dimension	: 4.5 Inch
Weight	: 43 Kg.
Ele. Motor	: 0.5 HP
Motor Company	: Nirali (Own Brand)
Motor RPM	: 1440
RPM Speed	: 960
Capacity	: 250 Kg. / Hrs

24 | BANANA WAFER MACHINE



REGULAR / SPEED CONTROL

Body	: S.S.
Die Dimension	: 7 x 4.5 Inch
Die	: 3 (Round, Capsule, Belt)
Blade Dimension	: 4.5 Inch
Ele. Motor	: 1 HP
Motor Company	: Nirali (Own Brand)
RPM Speed	: 960

Model	L x B x H	Weight	Capacity
Regular	35x13x25	40 Kg.	250-300 Kg.
Speed Control	42x13x34	55 Kg.	300-350 Kg.

25 |

DRYER MACHINE (10, 15, 30, & 50 Kg.)



Regular



Tilting Type

Body	: S.S.
Filter	: S.S. 304
Motor RPM	: 1440
Motor Company	: Nirali (Own Brand)

REGULAR

Kg.	L x B x H	Weight	Motor
10	35x21x30	71 Kg.	1 HP

TILTING TYPE

Kg.	L x B x H	Weight	Motor
15	28x25x35	84 Kg.	1 HP
30	31x25x40	103 Kg.	1.5 HP
50	36x37x40	130 Kg.	2 HP

26 |

FARSHAN MIXING MACHINE (1, 1.5, 2, 3 & 5 Feet)



Body	: S.S.
Bowl	: S.S.
Rotor	: S.S.
Motor RPM	: 1440
Motor Company	: Nirali (Own Brand)
RPM Speed	: 45

Feet	L x B x H	Weight	Motor	Gear
1	30x21x46	45 Kg.	0.5 HP	Verum
1.5	36x21x26	54 Kg.	0.75 HP	Verum
2.0	48x28x40	166 Kg.	1 HP	Verum
3.0	62x28x40	190 Kg.	2 HP	Crown Prem.
5.0	86x28x40	250 Kg.	3 HP	Crown Prem.

27

POWDER MASALA MIXER MACHINE (2, 3 & 5 Feet)



Full Body	: S.S. 304
Rotor	: S.S. 304
Motor RPM	: 1440
Motor Company	: Nirali (Own Brand)

Feet	L x B x H	Weight	Motor	Gear
2.0	37x27x48	190 Kg.	1.5 HP	Crown Prem.
3.0	61x27x48	250 Kg.	2 HP	Crown Prem.
5.0	85x27x48	370 Kg.	3 HP	Crown Prem.

28

NAMKIN COATING MIXING MACHINE (S/M/L/R)



Body	: S.S.
Drum	: S.S. 304
Gear	: Verum
Motor RPM	: 1440
Motor Company	: Nirali (Own Brand)
RPM Speed	: 45

Size	L x B x H	Weight	Motor	Gear
S	30x26x52	75 Kg.	0.75 HP	Crown Prem.
M	30x32x28	77 Kg.	1 HP	Crown Prem.
L	51x48x55	150 Kg.	1 HP	Crown Prem.
R	37x22x32	175 Kg.	1.5 HP	Crown Prem.

VEGETABLE CUTTING MACHINE (1 & 2 HP)



Body	: S.S.
Motor RPM	: 1440
Motor Company	: Nirali (Own Brand)
Jali	: 8 Nos.

HP	L x B x H	Weight	Motor	Capacity
1	21x11x22	44 Kg.	1 HP	250 Kg. / Hrs.
1 (D)	21x11x33	46 Kg.	1 HP	250 Kg. / Hrs.
2	25x14x28	72 Kg.	2 HP	1000 Kg. / Hrs.

HAND / CHILLI CUTTER MACHINE



Chilli Cutter

Hand
Chilli Cutter

Hand Chilli Cutter

Body	: S.S. & M.S.
L x B x H	: 17x11x22
Weight	: 9 Kg.

Chilli Cutter

Body	: S.S.
Blade	: S.S.
Jali	: S.S. - 4 Nos.

Model	L x B x H	Weight	Capacity
1HP	21x12x20	26 Kg.	200 Kg. / Hrs.
2HP	22x17x26	52 Kg.	450 Kg. / Hrs.


31 | ONION SLICER MACHINE



Body	: S.S.
Rotor	: Aluminum
Motor Brand	: Nirali (Own Brand)

	L x B x H	Weight	Motor	Capacity
Reg.	25x13x22	39 Kg.	1 HP	150 Kg. / Hrs.
Big.	19x13x26	40 Kg.	1 HP	200 Kg. / Hrs.

32 | HAND DRY FRUIT TUKDA & CHIPS MACHINE



Big

Small

SMALL

Body	: C.I.
Color	: Powder Coating (Red & White)
L x B x H	: 8x6x6 Inch
Weight	: 1.5 Kg.

BIG

Body	: C.I.
Color	: Powder Coating (Red & White)
L x B x H	: 8x7x9 Inch
Weight	: 5 Kg.

33 |**SMALL DRY FRUIT CHIPS MACHINE WITH MOTOR**

Body	: S.S.
L x B x H	: 11x10x18 Inch
Weight	: 16 Kg.
Ele. Motor	: 0.25 HP
Motor Company	: Nirali (Own Brand)
Motor RPM	: 1440
RPM Speed	: 400

34 |**DRY FRUIT TUKDA MACHINE**

Body	: S.S.
L x B x H	: 17x12x24 Inch
Weight	: 38 Kg.
Ele. Motor	: 1 HP
Motor Company	: Nirali (Own Brand)
Gear Box	: Verum
Gear Box Company	: Nirali (Own Brand)
Jali	: 4 Nos.
Motor RPM	: 1440
RPM Speed	: 200

35

DRY FRUIT POWDER / CHIPS MACHINE



Body	: S.S.
L x B x H	: 22x13x20 Inch
Weight	: 28 Kg.
Ele. Motor	: 1 HP
Motor Company	: Nirali (Own Brand)
Die	: 2 Nos.
Motor RPM	: 1440
RPM Speed	: 960

36

WET GRINDER (5, 10, 15 & 20 Ltr.)



Body	: S.S.
Bowl	: S.S.
Motor RPM	: 1440
Motor Company	: Nirali (Own Brand)
Gear Box	: Nirali (Own Brand)

Ltr.	L x B x H	Weight	Motor	Gear
05	31x19x40	115 Kg.	0.5 HP	Crown Prem.
10	33x22x40	170 Kg.	1 HP	Crown Prem.
15	36x25x43	210 Kg.	1.5 HP	Crown Prem.
20	39x28x46	245 Kg.	2 HP	Crown Prem.

37 |

TILTING WET GRINDER (7, 10, 15 & 20 Ltr.)



Body	: S.S.
Bowl	: S.S.
Motor RPM	: 1440
Motor Company	: Nirali (Own Brand)
Gear Box	: Nirali (Own Brand)

Ltr.	L x B x H	Weight	Motor	Gear
07	25x18x44	120 Kg.	0.5 HP	Crown Prem.
10	27x19x46	142 Kg.	1 HP	Crown Prem.
15	29x20x46	158 Kg.	1.5 HP	Crown Prem.
20	29x20x48	170 Kg.	2 HP	Crown Prem.

38 |

LADU CRUSHER MACHINE



Body	: S.S.
Jali	: S.S.
L x B x H	: 15x16x32 Inch
Weight	: 40 Kg.
Motor	: 1 HP
Motor Company	: Nirali (Own Brand)

**1 HP**

Body	: C.I.
Rotor	: C.I.
Jali	: S.S.
L x B x H	: 18x13x26 Inch
Weight	: 52 Kg.
Motor	: 1 HP

2 HP

Body	: C.I.
Rotor	: C.I.
Jali	: S.S.
L x B x H	: 25x18x35 Inch
Weight	: 75 Kg.
Motor	: 2 HP



Body	: S.S.
Cutter	: S.S.
Motor RPM	: 2880
Motor Company	: Nirali (Own Brand)

LTR.	L x B x H	Weight	Motor
03	9x9x19	11 Kg.	0.5 HP
05	11x11x24	27 Kg.	1.5 HP
10	11x14x30	36 Kg.	2.0 HP

41 |

HEAVY DUTY MIXER GRINDER (SQUARE) MODEL



Body	: S.S.
Cutter	: S.S.
Motor RPM	: 2880
Motor Company	: Nirali (Own Brand)

LTR.	L x B x H	Weight	Motor
05	11x11x24	29 Kg.	1.5 HP
10	11x14x30	35 Kg.	2.0 HP
15	17x15x37	47 Kg.	3.0 HP

42 |

TILTING MIXER MACHINE



Body	: S.S.
Cutter	: S.S.
Motor RPM	: 2880
Motor Company	: Nirali (Own Brand)

LTR.	L x B x H	Weight	Motor
05	22x16x37	31 Kg.	1.5 HP
10	22x16x41	35 Kg.	2.0 HP
15	24x17x50	51 Kg.	3.0 HP

43 |

HIGH SPEED MIXER MACHINE



Mixer Body	: Aluminum
Jar Body	: S.S.
Cutter	: S.S.
RPM	: 18000
Motor Company	: Nirali (Own Brand)
L x B x H	: 9x9x23
Weight	: 9 Kg.
Armature	: 1600 Wt.

44 |

MANGO MACHINE



Body	: S.S.
Rotor	: S.S.
Motor Speed	: 1440
RPM Speed	: 220
Motor Company	: Nirali (Own Brand)

KG.	L x B x H	Weight	Motor
50	33x19x42	56 Kg.	1.0 HP
200	41x20x42	90 Kg.	1.5 HP
400	53x24x42	115 Kg.	2.0 HP
1000	63x27x42	170 Kg.	3.0 HP



Body	: S.S.
Hopper	: S.S.
Motor Company	: Nirali (Own Brand)

6" PLATE

L x B x H	: 21x13x32 Inch
Weight	: 58 Kg.
Motor	: 1.5 HP
Capacity	: 40-60 Kg.

8" PLATE

L x B x H	:
Weight	: 105 Kg.
Motor	: 2 HP
Capacity	: 80-150 Kg.



Body	: S.S.
Motor RPM	: 1440
Motor Company	: Nirali (Own Brand)

LTR.	L x B x H	Weight	Motor
5		02 Kg.	30 Hz
10		03 Kg.	50 Hz
30		05 Kg.	80 Hz
40		06 Kg.	0.25 HP
60		07 Kg.	0.5 HP
80	5x5x27	08 Kg.	0.75 HP
100 (R)	8x8x38	22 Kg.	1 HP
100 (H)	8x8x38	25 Kg.	1.5 HP
200 (R)	9x9x49	25 Kg.	1.5 HP
200 (H)	9x9x49	30 Kg.	2 HP

47 | PLANETARY MACHINE



Body	: M.S.
Bowl	: S.S. 304
Motor RPM	: 1440
Rotor Speed	: Low - Medium - High

LTR.	L x B x H	Weight	Motor
05	15x11x18	17 Kg.	0.25 HP
10	17x13x24	45 Kg.	0.5 HP
20	21x16x31	61 Kg.	1.0 HP
30	22x19x35	72 Kg.	1.5 HP

48 | FLOUR MILL



Body	: Wooden - Plywood
Circuit	: Standard
Chamber	: Aluminum Grinding
Bitter	: S.S.
Color	: Morpech / Stone / Red Flower
Motor Company	: Nirali (Own Brand)

	L x B x H	Weight	Motor	Cap.
1 HP	18x13x33	42 Kg.	1 HP	5-7 Kg.
2 HP	19x15x34	50 Kg.	2 HP	10-12 Kg.



Body / Blade	: S.S.
Rotor / Cutter	: S.S.
Jali	: S.S. - 5 Nos.
Motor Company	: Nirali (Own) 2880 RPM

Model	L x B x H	Weight	Chamber
5" 1 HP (R)	19x13x19	28 Kg.	5x3
6" 2 HP (R)	20x16x25	33 Kg.	6x3.4
6" 2 HP (D)	20x16x25	34 Kg.	6x3.4
6" 2 HP (SD)	20x16x26	35 Kg.	6x3.4
8" 2 HP (R)	19x18x25	39 Kg.	8x4
9" 3 HP (R)	23x17x28	41 Kg.	9x4
9" 3 HP (D)	23x17x28	42 Kg.	9x4
9" 3 HP (SD)	23x17x29	43 Kg.	9x4
12" 5 HP (R)	23x17x18	71 Kg.	12x4



(Lite)



(Heavy)

Body / Blade	: S.S.
Rotor / Cutter	: S.S.
Jali	: S.S. - 5 Nos.
Motor Company	: Nirali (Own) 2880 RPM

Model	L x B x H	Wt.	Chamber	Cap.
2 HP Lite	25x12x33	46 Kg.	9x5	10-14 Kg.
3 HP Lite	27x17x38	52 Kg.	10x5.2	18-20 Kg.

Model	L x B x H	Wt.	Chamber	Cap.
2 HP Heavy	24x20x45	80 Kg.	10x5.2	28-35 Kg.
3 HP Heavy	24x20x45	89 Kg.	10x6.4	39-42 Kg.
5 HP Heavy	28x21x48	97 Kg.	11x6.4	48-50 Kg.

51 |

HEAVY MODEL - M.S. BODY 2 IN 1 PULVERISER



Body / Blade	: S.S.
Rotor / Cutter	: S.S.
Jali	: S.S. - 5 Nos.
Motor Company	: Nirali (Own) 2880 RPM

Model	L x B x H	Wt.	Chamber	Cap.
2 HP Heavy	24x20x42	79 Kg.	10x5.2	25-35 Kg.
3 HP Heavy	24x20x42	85 Kg.	10x6	39-42 Kg.
5 HP Heavy	24x20x48	100 Kg.	11x6.4	48-50 Kg.

52 |

M.S. BODY PULVERISER WITHOUT MOTOR



Body / Blade	: S.S.
Rotor / Cutter	: S.S.
Jali	: S.S. - 5 Nos.
Motor Company	: Nirali (Own) 2880 RPM

Model	L x B x H	Wt.	Chamber
8"	23x16x33	53 Kg.	8x4
10"	23x29x34	58 Kg.	10x4
12"	33x16x40	70 Kg.	12x4

53

M.S./S.S. BODY PULVERISER WITHOUT MOTOR



Body / Blade	: S.S.
Rotor / Cutter	: S.S.
Jali	: S.S. - 5 Nos.
Motor Company	: Nirali (Own) 2880 RPM

Model	L x B x H	Wt.	Chamber
9"	26x18x31	46 Kg.	9x4
12"	23x18x36	57 Kg.	12x4

54

BLOWER (HAMMER) PULVERISER



Body : M.S.

Model	L x B x H	Wt.	Motor
2 HP	54x45x43	56 Kg.	-
2 HP With Motor	54x45x43	88 Kg.	2 HP
3 HP	56x47x45	71 Kg.	-
3 HP With Motor	56x47x45	120 Kg.	3 HP
5 HP	60x50x48	114 Kg.	-
5 HP With Motor	60x50x48	150 Kg.	5 HP
10 HP	60x56x60	155 Kg.	-
10 HP With Motor	60x56x60	185 Kg.	10 HP

55 | DIESEL FURNACE (BHATTHI)



Small

Body	: M.S.
Burner	: 200 mm
Blower	: 0.5 HP
Weight	: 58 Kg.
L x B x H	: 48x14x28 Inch

Big

Body	: M.S.
Burner	: 250 mm
Blower	: 0.75 HP
Weight	: 68 Kg.
L x B x H	: 62x17x28 Inch

56 | BHAJI (VEGETABLE) CUTTER



Body	: M.S.
Blade	: S.S.

REGULAR

L x B x H	: 15x15x15 Inch
Weight	: 6 Kg.

57 | FINGER CHIPS MACHINE



C.I. BODY HAND MODEL

L x B x H	: 14x10x29
Weight	: 14 Kg.
Blade	: S.S.
Die Size	: 7mm / 10mm
Motor	: -

Auto S.S. BODY WITH MOTOR

L x B x H	: 23x12x19
Weight	: 40 Kg.
Blade	: S.S.
Die Size	: 7mm / 10mm
Motor	: 0.5 HP

58 | OIL MAKER MACHINE



Body	: S.S. 304
Rotor	: S.S. 304
L x B x H	: 18x7x10 Inch
Weight	: 12 Kg.
Ele. Motor	: 0.25 HP
Motor RPM	: 1440
RPM Speed	: 25
Motor Company	: Nirali (Own Brand)
Capacity	: 2-3 Ltr. / Hrs.



Body	: S.S.
Blade	: S.S.
L x B x H	: 15x15x25 Inch
Weight	: 60 Kg.
Ele. Motor	: 1 HP
Motor Speed	: 1440
RPM Speed	: 960
Motor Company	: Nirali (Own Brand)



Body	: Aluminum
Filter	: S.S.
Motor RPM	: 2880

Model	L x B x H	Weight	Motor
2 Glass	10x10x15	10 Kg.	0.25 HP
4 Glass	11x13x16	14 Kg.	0.50 HP
6 Glass	13x13x19	22 Kg.	0.75 HP

61 | S.S. SUGARCANE MACHINE



Body	: S.S. 304
Roller	: S.S. 304 - 3 Nos.
Motor RPM	: 1440
RPM Speed	: 45
Motor Company	: Nirali (Own Brand)

Deluxe Model

Motor	: 1.5 HP
L x B x H	: 23x17x22
Wt.	: 70 Kg.
Capacity	: 150-200 Glass / Hrs.

Regular Model

Motor	: 1 HP
L x B x H	: 9x20x15
Wt.	: 56 Kg.
Capacity	: 100-150 Glass / Hrs.

62 | ORANGE JUICER MACHINE



Body	: S.S.
Rotor	: S.S.
Motor	: Nirali (Own Brand)

Hand Model

L x B x H	: 8x6x21
Wt.	: 4 Kg.

Regular Model

Motor	: 0.5 HP
L x B x H	: 15x15x25
Wt.	: 19 Kg.
Capacity	: 80-100 Glass / Hrs.

63 | BOWL CHOPPING MACHINE



Body	: S.S.
Bowl	: S.S. 304
Blade	: S.S.
L x B x H	: 22x16x21 Inch
Weight	: 53 Kg.
Ele. Motor	: 1 HP
Capacity	: 150-200 Kg. / Hrs.
Gear	: Verum

64 | GARBAGE CRUSHER MACHINE



Body	: S.S.
Motor	: 1 HP
Motor	: Nirali (Own Brand)
L x B x H	: 22x32x17
Wt.	: 50 Kg.

65 |

POPCORN MACHINE

Body : S.S.
 Electric System : Standard

250 Gms. Electric Model

Size : 15x22x29
 Weight : 20 Kg.

300 Gms. Gas Model

Size : 22x20x38
 Weight : 31 Kg.

66 |

**DHOKALA MACHINE
STEAM BOX**

Body : S.S.
 Tray : Aluminum
 Tray Size : 14x18x1.25 Inch
 Tray Capacity : 1.5 Kg. (Per Tray)

Model	L x B x H	Weight
6 Tray	24x25x35	39 Kg.
8 Tray	24x25x39	45 Kg.
10 Tray	24x25x46	53 Kg.
12 Tray	24x25x47	60 Kg.

67 |

IDLI MACHINE STEAM BOX



Body	: S.S.
Tray	: Aluminum
Tray Size	: 14x18 Inch
Tray Capacity	: 12 Nos. (Per Tray)

Model	L x B x H	Weight
6 Tray	14x18	39 Kg.
8 Tray	14x18	45 Kg.
10 Tray	14x18	53 Kg.
12 Tray	14x18	60 Kg.

68 |

KHAMAN DHOKLA MACHINE STEAM BOX



Body	: S.S.
Tray	: Aluminum
Tray Size	: 14x18x2.5 Inch
Tray Capacity	: 2.5 Kg. (Per Tray)

Model	L x B x H	Weight
6 Tray	24x25x40	42 Kg.
8 Tray	24x25x47	47 Kg.
10 Tray	24x25x53	55 Kg.
12 Tray	24x25x60	63 Kg.

69 |

DRY FRUIT ONLY POWDER MACHINE



Body	: S.S.
Motor	: 1.5 HP Three Phase
Size	: 13x13x21
Weight	: 43 Kg.
Capacity	: 200-250 Kg. / Hrs.

70 |

COCONUT SCRAPER



Body	: S.S.
Cutter	: S.S.
L x B x H	: 21x12x20
Weight	: 24 Kg.
Ele. Motor	: 1 HP
Motor Company	: Nirali (Own Brand)
RPM Speed	: 960

71 | ICE TUKDA MACHINE



Body	: M.S.
Motor Company	: Nirali (Own Brand)
RPM Speed	: 960


Small Model

Motor	: 0.5 HP
Size	: 17x15x30
Wt.	: 36 Kg.

Big Model

Motor	: 1 HP
Size	: 18x16x32
Wt.	: 42 Kg.

72 | SEV MACHINE (HAND)



Galvanize Body

Size	: 28x10x7
Wt.	: 6 Kg.

Steel Body

Size	: 28x10x7
Wt.	: 8 Kg.



Full Body	: S.S.
Coil	: Standard
Thermostat	: Standard

Size	L x B x H	Weight	Coil
8x12	12x22x15	14 Kg.	1000 Wt.
10x16	16x27x15	18 Kg.	1200 Wt.
12x18	18x29x15	24 Kg.	1500 Wt.
18x18	25x29x15	29 Kg.	2500 Wt.
18x24	25x37x15	35 Kg.	2500 Wt.
24x24	31x37x15	40 Kg.	3500 Wt.



Single

Double

Full Body	: S.S.
Coil	: Standard
Thermostat	: Standard

Model	L x B x H	Weight	Coil	Capacity
Single	18x13x12	9 Kg.	1500 Wt.	4 Nos.
Double	20x27x13	21 Kg.	3500 Wt.	8 Nos.



Regular

Table Top


Body	: S.S.
Coil	: Standard
Thermostat	: Standard

Model	L x B x H	Weight	Oil Cap.
Regular	27x12x16	10 Kg.	5 Ltr.
T. Top	27x12x36	13 Kg.	5 Ltr.
Double	27x24x15	18 Kg.	5 Ltr.
Double T. Top	28x24x36	22 Kg.	5 Ltr.
Regular	28x14x18	15 Kg.	13 Ltr.
T. Top	29x16x31	20 Kg.	13 Ltr.
Double	29x32x21	30 Kg.	13 Ltr.
Double T. Top	29x32x39	35 Kg.	13 Ltr.



Body	: S.S.
Kadai	: S.S. 304
Temp	: 0 - 350 C

Model	L x B x H	Weight	Oil Cap.
8"	23x23x32	21 Kg.	6 Ltr.
20"	25x25x32	23 Kg.	10 Ltr.
24"	28x28x34	31 Kg.	20 Ltr.
26"	30x30x36	35 Kg.	24 Ltr.
30"	35x35x32	44 Kg.	28 Ltr.
34"	41x41x32	56 Kg.	30 Ltr.

77 |**RECTANGULAR FRYER
110 to 140 Ltr.**

Body	: S.S.
Pan Size	: 22x46
Full Size	: 100x60x85
Power Compo.	: 3.25 HP
Machine Type	: Fully Automatic
Kurkure & Frymus	: 250 Kg. / Hrs.
Potato Wafer	: 50 to 55 Kg. / Hrs.
Banana Wafer	: 50 to 55 Kg. / Hrs.
Moong Dal	: 100 to 120 Kg. / Hrs.
Chana Dal	: 120 to 150 Kg. / Hrs.

78 |**ROASTING MACHINE
(TILTING TYPE)**

Full Body	: 40x52x58
Bowl	: 21x21x25
Body	: S.S.
Gas Burner	: 2 Nos. 12 Inch
Motor	: 1 HP
Motor R.P.M.	: 1440
Bowl R.P.M.	: 16
Weight	: 200 Kg.
Capacity	: 15 to 20 Kg. / Batch
Gear	: Verem Gear

79 |

MASALA PETI



Body : S.S.

Model	L x B x H	Bowl Size
6 Box	16x11x4	500 gm
9 Box	16x16x4	500 gm
12 Box	21x16x4	500 gm
6 Box	16x11x6	1 Kg.
9 Box	16x16x6	1 Kg.
12 Box	21x16x6	1 Kg.

80 |

MASKA MACHINE



Body : S.S.

Motor : 1 HP

Size : 25x20x39

Weight : 72 Kg.

Capacity : 30 to 40 Kg. / Hrs.

81 |

GARLIC & PEANUTS BREAKER MACHINE



Body	: M.S.
Motor	: 1 HP
Weight	: 45 Kg.
Capacity	: 60 to 70 Kg. / Hrs.

82 |

GARLIC PEELER MACHINE



Body	: S.S.
Motor	: 0.25 HP
Size	: 11x9x23
Weight	: 15 Kg.
Capacity	: 10 to 12 Kg. / Hrs.

83 |

S.S. CHULLA (ROUND & SQUARE)



Body : S.S.
Burner : C.I.

Model	Size-1	Size-2	Size-3	Size-4
Round	10"x10"	12"x12"	15"x15"	-
Weight	4 Kg.	5 Kg.	7.5 Kg.	-
Square	10"x10"	12"x12"	15"x15"	18"x18"
Weight	3.2 Kg.	3.5 Kg.	5.5 Kg.	10 Kg.

84 |

ANIMAL FEED PALATE



Body : C.I.
Stand : M.S.
Gear : Crown Premium
Die Size : 4-10 mm

Model	Size	Palate Wt.	Capacity
3 HP	32x12x24	4"	92 Kg. 100-130 Kg.
5 HP	38x12x26	6"	120 Kg. 150-180 Kg.
7.5 HP	42x12x29	8"	135 Kg. 200-300 Kg.

85 |

STONE ATTA CHAKKI



Body : S.S.

Model	Motor	Size	Wt.	Capacity
Round	1 HP	13x9x22	24 Kg.	5-6 Kg.
Round	1.25 HP	13x10x24	26 Kg.	7-8 Kg.
Square	1 HP	13x10x24	29 Kg.	5-6 Kg.
Square	1.25 HP	14x11x24	27 Kg.	7-8 Kg.
Square	1.5 HP	16x12x26	30 Kg.	10-12 Kg.

86 |

CHINESE GAS BURNER



Body : S.S.

Model	Size	Wt.
1 Burner	21x23x36	35 Kg.
2 Burner	26x45x36	53 Kg.
3 Burner	26x72x36	83 Kg.

87 | S.S. CHAPATI & DOSA PUFFER



Body : S.S.

Model	Size	Wt.
CHAPATI PUFFER	18x39x12	38 Kg.
DOSA PUFFER	18x39x12	36 Kg.
CHAPATI WITH STAND	18x39x32	45 Kg.
DOSA WITH STAND	18x39x32	43 Kg.

88 | S.S. BAIN MARIE



Body : S.S.

Capacity : 8 to 9 Kg.

4 Bowl : With / Without Stand

6 Bowl : With / Without Stand

8 Bowl : With / Without Stand

10 Bowl : With / Without Stand


12 Bowl : With / Without Stand

14 Bowl : With / Without Stand


Bowl Size Round : 8x9

Bowl Size Square : 6x12

Bowl Square Big : 12x20



Body	: C.I.
Winding	: Copper
Bearing	: Standard
Model	: 0.25 HP
	0.50 HP
	1.00 HP
	1.50 HP
	2.00 HP
	3.00 HP



Body	: S.S.
Motor	: 0.5 HP
R.P.M.	: 2280
Size	: 20x32x17
Weight	: 46 Kg.

91 |**SEMI PAPAD
MAKING MACHINE**

Body	: S.S.
Motor	: 0.5 HP
Size	: 27x30x18
Weight	: 65 Kg.
Capacity	: 55-60 Kg. / Day

92 |**TANDUR BHATHHI**

Body	: M.S.
Size	: 25x25x35
Weight	: 100 Kg.



Service Table



Trolley



Body	: M.S.
Motor	: Nirali (Own Brand)

With Motor

L x B x H	: 20x16x31
Motor	: 1 HP
Wt.	: 30 Kg.

Without Motor

L x B x H	: 11x16x26
Wt.	: 19 Kg.

ACCESSORIES

Diesel Furnace Burners :



200 mm



250 mm



300 mm



350 mm

Roti (Chapati) Making Machine :



Plate

Gear Box :



Casting Foundry



Manufacturer & Exporter

UNITECH EXPORTS

H.O. : Ramkrupa Building, University Road, Rajkot - 360 004, (Gujarat) INDIA.

Factory : Vavdi Industries, Rajkot - 360 004, (Gujarat) INDIA.

Phone : (+91) 97245 55800 | 99044 39893 | 909 505 909 1 | 909 505 909 3

Skype : unitechexports

E-mail : info@unitechexports.com

Web : www.unitechexports.com